DWG No: I-800

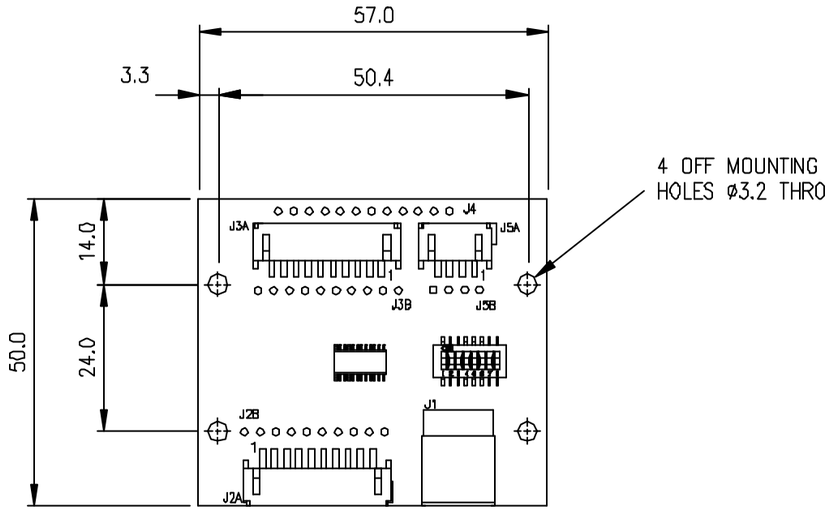

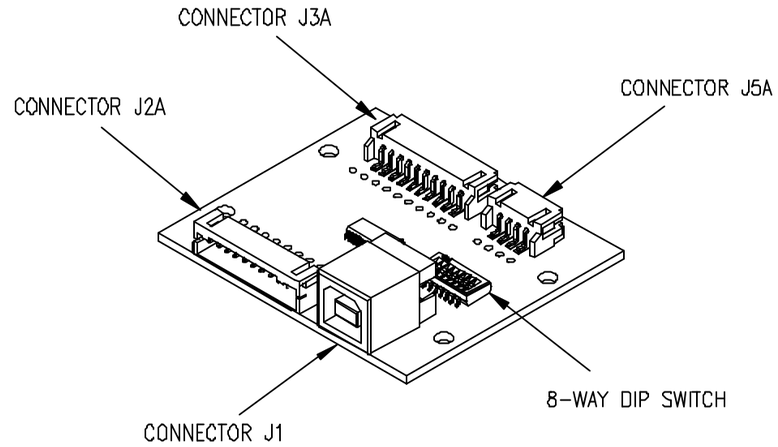

ISOMETRIC VIEW SHOWING CONNECTOR ARRANGEMENT
SCALE 1:1

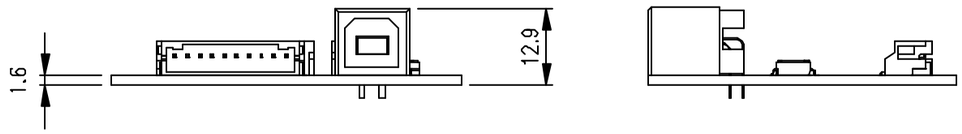

CONNECTOR STYLES:

CONNECTOR J1:	USB 'TYPE B' CONNECTOR MANUFACTURERS PART No. AMP 787780-1
CONNECTOR J2A/J3A:	10 WAY JST RIGHT ANGLE (2MM PITCH) PIN HEADER MANUFACTURERS PART No. S10B-PH-SM3-TB MATING PART No. PHR-10
CONNECTOR J5A:	4 WAY JST RIGHT ANGLE (2MM PITCH) PIN HEADER MANUFACTURERS PART No. S4B-PH-SM3-TB MATING PART No. PHR-4

FOR PIN CONNECTION DETAILS AND DIP SWITCH SETTINGS REFER TO DATASHEET I-800

REVISIONS

REV.	DRN.	DESCRIPTION	CN No.	DATE
A	N.S	FIRST ISSUE DRAWING		04.10.02

GENERAL NOTES:

DO NOT SCALE - IF IN DOUBT ASK
REMOVE ALL BURRS & SHARP EDGES
DIMENSIONS IN MM UNLESS OTHERWISE STATED
TOLERANCES UNLESS STATED: X.X ± 0.10
X.XX ± 0.05
ANG ± 1°
DRAWN TO BS308

3RD ANGLE PROJECTION

MATERIAL: SEE ABOVE

DRAWN	N.S	02.10.02
CHECKED	RMT	09.10.02

SCALE: 1:1 SHEET: 1

Cursor Controls Ltd

© The information contained in this document is the copyright of The Trackerball Company
It may NOT be reproduced without written consent from the company.

TITLE. I-800 INTERFACE

DWG No: I-800 REV A